

A) **User Registration** -> SCREEN A-1, SCREEN A-2, SCREEN A-3, SCREEN A-4

- 1) Enter valid mobile number
- 2) Again enter same mobile number to confirm
- 3) Enter password and must match with password policy explained in the page.
- 4) Again enter same password and must match with password policy explained in the page.
- 5) Your Information will get registered to our portal.

## SCREEN A-1

### About Jharkhand Travel Management System

#### Help On Jharkhand Travel Management System

1. Use Valid Mobile No.

#### Enter Mobile No.

## SCREEN A-2

### About Jharkhand Travel Management System

#### Help On Jharkhand Travel Management System

#### Confirm Mobile No.

## SCREEN A-3

**About Jharkhand Travel Management System**

---

**Help On Jharkhand Travel Management System**

1. Use Password policy. Password Should be at least 6 character long, At least one upper case letter: (A – Z), At least one lower case letter: (a – z), At least one number: (0 – 9), At least one Special Characters: !@#\$\$%^&\*()+\_+{}

**Enter Password**

Example:- Xyz@123

## SCREEN A-4

**About Jharkhand Travel Management System**

---

**Help On Jharkhand Travel Management System Registration.**






1. Use Password policy. Password Should be at least 8 character long, At least one upper case letter: (A – Z), At least one lower case letter: (a – z), At least one number: (0 – 9), At least one Special Characters: !@#\$\$%^&\*()+\_+{}

**Confirm Password**

### B) Login -> SCREEN B

- 1) Enter registered mobile number
- 2) Enter password that you have registered
- 3) Enter captcha text shown below password input field.
- 4) Hit Login button.

## SCREEN B :-

Login	Information Area
Enter Mobile no. Here	
Enter Password Here	
7 2 5 6	
Enter Calculated value of Captcha Here	
Register Here    Forgot Password	
Login	

**Note :** Once you get login then you will get two Links

- 1) Register Your self
- 2) Request for Exemption from Quarantine

**Register Your Self** don't need approval from anyone this is **auto approval** and after reaching destination they **need to home quarantine himself / herself** for 14 days, Whereas **Request for Exemption from Quarantine** needs approval from DM and for those people who don't want to keep themselves in quarantine and not belonging to JHARKHAND state resident.

- C) **Register Your Self** -> Screen C-1, Screen C-2
  - 1) Select Mode of travel either Air / Train / Road
  - 2) Based on Mode of Travel Selection you will be asked to fill flight no / train no / vehicle number, if you select Road then vehicle type is mandatory
  - 3) Journey Date is mandatory to select
  - 4) Purpose of travel mandatory to provide , Public / Personal / Business
  - 5) Brief Details of purpose
  - 6) No of Persons is mandatory to provide including himself / herself ( if travelling ) based on number of person you will be asked to fill member's information like name , mobile number, age, gender and aadhar document proof.
  - 7) Source State = Your current location from where you start journey
  - 8) Source District = Current district from where you start journey
  - 9) Source Address = Current Street Address , where you live currently.
  - 10) Destination State = State Where you want to travel
  - 11) Destination District = District place where you want to go
  - 12) Destination Address = Place where you will stay once reached.
  - 13) Once you will save then you will see the page attached as Screen C-2.

# SCREEN C-1

Jharkhand T Jharkhand Travel management system Welcome (Traveller) ▾

Dashboard Dashboard

## Register Your Self

Register Your Self

Mode of Travel*	Road		
Type Of Vehicle	TWO WHEELER		
Vehicle No.*	JH01Y6377		
Journey Date*	21-07-2020		
Purpose*	Official		
Brief Details of purpose	Office Meeting		
No. of persons	2		

Amar Sinha	8434567129	41	MALE	Aadhar no.(10mb pdf only) <a href="#">Choose File</a>   sample.pdf
Manjeet Singh	9456782341	52	MALE	Aadhar no.(10mb pdf only) <a href="#">Choose File</a>   sample.pdf

Source State*	SIKKIM		
Source District*	EAST DISTRICT		
Source Address*	Address of your Street		
Destination State*	JHARKHAND		
Destination District*	RANCHI		
Destination Address*	Street Address of destination district		

[SAVE](#)

Sl No.	Journey Date	Purpose	Brief Details of Purpose	No. of persons	Source State	Source District	Source Address	Destination State	Destination District	Destination Address	Travel Mode	Type Of Vehicle	Travel Mode No	View	Action
--------	--------------	---------	--------------------------	----------------	--------------	-----------------	----------------	-------------------	----------------------	---------------------	-------------	-----------------	----------------	------	--------

# SCREEN C-2

Jharkhand Travel management system Jharkhand Travel management system Welcome (Traveller)

Dashboard Register Your Self

Data saved Successfully

Register Your Self

Mode of Travel\* --- SELECT MODE OF TRAVEL---

No.\*

Journey Date\* Please Enter Journey Date

Purpose\* --- SELECT ---

Brief Details of purpose

No. of persons

Source State\* --- SELECT SOURCE STATE---

Source District\* --- SELECT SOURCE DISTRICT---

Source Address\* Enter Source Address

Destination State\* --- SELECT DESTINATION STATE---

Destination District\* --- SELECT DESTINATION DISTRICT---

Destination Address\*

SAVE

Sl No.	Journey Date	Purpose	Brief Details of Purpose	No. of persons	Source State	Source District	Source Address	Destination State	Destination District	Destination Address	Travel Mode	Type Of Vehicle	Travel Mode No	View	Action
1	21-Jul-2020	Official	Office Meeting	2	SIKKIM	EAST DISTRICT	Address of your Street	JHARKHAND	RANCHI	Street Address of destination district	Vehicle	TWO WHEELER	JH01Y6377	EDIT	View Traveller Download

D) **Request For Exemption from Quarantine -> SCREEN D-1**

- 1) Select Mode of travel either Air / Train / Road
- 2) Based on Mode of Travel Selection you will be asked to fill flight no / train no / vehicle number, if you select Road then vehicle type is mandatory
- 3) Journey Date is mandatory to select
- 4) Name is mandatory to fill
- 5) Mobile is mandatory to fill
- 6) Birth Date (DOB) is mandatory to fill
- 7) Select gender
- 8) Source State = Your current location from where you start journey
- 9) Source District = Current district from where you start journey
- 10) Source Address = Current Street Address , where you live currently.
- 11) Destination State = State Where you want to travel.
- 12) Destination District = District place where you want to go.
- 13) Destination Address = Place where you will stay once reached.
- 14) Purpose of travel mandatory to select. Public / Business

# SCREEN D-1

Jharkhand Travel management system
Jharkhand Travel management system
Welcome (Traveler)

Dashboard

### Request For Exemption From Quarantine

Request For Exemption From Quarantine

Mode of Travel\*

--SELECT MODE OF TRAVEL--

No\*

Journey Date\*

Please Enter Journey Date

Name\*

Please Enter Name

Middle\*

Please Enter Middle No.

DOB(DDMMYYYY)\*

Please Enter DOB

Gender\*

--PLEASE SELECT GENDER--

Source State\*

--SELECT SOURCE STATE--

Source District\*

--SELECT SOURCE DISTRICT--

Source Address\*

Enter Source Address

Destination State\*

--SELECT DESTINATION STATE--

Destination District\*

--SELECT DESTINATION DISTRICT--

Destination Address\*

Purpose\*

--SELECT MODE OF TRAVEL--

Dashboard

Sl No.	Name	Mobile	DOB	Gender	Journey Date	Source State	Source District	Source Address	Destination State	Destination District	Destination Address	Mode of Travel	Vehicle Type	Vehicle Registration No	Purpose	GST	Company Name	Name of person to meet	Mobile No. of person to meet	Address of person to meet	Supporting Document	Aadhar Document	Author Document	Status	Response	Remarks	Action	Certifies

Thank You...